



AI-Enhanced Faculty Feedback System For Improving Teaching Effectiveness

Kumari R¹, Lavanya J², Manju V³, Abinaya K⁴, Dr Kamal N^{5*}

¹²³⁴UG Scholar-Dept CSE, Grt Institute of Engineering and Technology Tiruttani, India.

^{5*}Professor-Dept CSE, Grt Institute of Engineering and Technology Tiruttani, India.

kumari2004ramesh@gmail.com, lavanyaj.be@gmail.com,
manjuvelu21@gmail.com, abinayakrishnan565@gmail.com

^{5*} Corresponding Author: kamal.n@grt.edu.in

Abstract

Faculty evaluation is essential for maintaining teaching quality and improving student learning outcomes in higher education institutions. Traditional feedback systems mainly rely on numerical rating scales and manual analysis, which often fail to capture detailed student opinions and actionable insights. This paper proposes an AI-Enhanced Faculty Feedback System that integrates machine learning and natural language processing techniques to improve evaluation accuracy and reliability. The system combines structured rating-based assessment with automated sentiment analysis of open-ended student comments to identify emotional tone, key themes and recurring suggestions. Analytical results are presented through visualization dashboards to support faculty self-improvement and administrative decision-making. The proposed approach ensures transparency, confidentiality and fairness while minimizing bias, thereby promoting continuous enhancement of teaching effectiveness.

Keywords: *Artificial Intelligence, Natural Language Processing, Teaching Effectiveness, Data Analytics*

1. Introduction

Faculty evaluation systems are fundamental to ensuring academic quality and institutional accountability in higher education. Conventional feedback mechanisms typically rely on structured questionnaires with

numerical rating scales, which provide limited interpretative depth and often fail to capture the contextual meaning behind student responses. Manual analysis of textual comments is time-consuming and may introduce subjective bias. With rapid advancements in artificial intelligence and data analytics, intelligent evaluation frameworks have become feasible and necessary. This research proposes an advanced AI-Enhanced Faculty Feedback System that integrates machine learning, natural language processing and predictive analytics to generate comprehensive teaching performance insights. By combining structured quantitative ratings with qualitative sentiment interpretation, the system aims to deliver transparent, unbiased and actionable evaluation outcomes that support continuous faculty development and evidence-based institutional decision-making processes.

2. Related Work

Faculty performance evaluation has long been an essential component of academic quality assurance frameworks across global higher education institutions. Traditional evaluation systems have primarily relied on end-of-semester surveys consisting of structured questionnaires with predefined rating scales. These approaches were designed to provide measurable indicators of teaching effectiveness, covering parameters such as subject knowledge, communication skills, punctuality and course organization. While numerical metrics offer statistical simplicity and ease of aggregation,

researchers have consistently highlighted their limitations in capturing contextual depth and student perception nuances.

Several early studies emphasized the need for structured evaluation frameworks to ensure reliability and consistency. Statistical techniques such as mean score analysis, weighted averages and regression-based performance modeling were introduced to interpret rating distributions. Although these quantitative approaches improved systematic evaluation, they lacked the ability to analyze open-ended textual comments effectively. As a result, qualitative feedback remained underutilized or manually interpreted, leading to potential bias and inconsistency.

With the evolution of web technologies, online faculty feedback systems were introduced to streamline data collection and reporting. Web-based systems improved accessibility, automation and centralized data storage. They provided separate modules for students, faculty and administrators, ensuring role-based access control. However, most of these systems continued to depend heavily on numerical evaluation metrics. Textual feedback fields were often optional and rarely analyzed using computational intelligence techniques.

The emergence of Artificial Intelligence and Machine Learning significantly transformed data analysis methodologies in educational environments. Supervised learning algorithms such as Naïve Bayes, Support Vector Machines, Logistic Regression and Decision Trees were widely adopted for classification tasks in textual analysis. These algorithms demonstrated promising accuracy in sentiment detection when applied to student opinion datasets. Sentiment analysis enabled automated classification of feedback into positive, negative and neutral categories, reducing the need for manual interpretation.

Natural Language Processing techniques further enhanced textual data analysis capabilities.

Preprocessing methods including tokenization, stop-word removal, stemming, and lemmatization improved feature extraction accuracy. Term Frequency–Inverse Document Frequency (TF-IDF) and Bag-of-Words models were commonly used to convert textual feedback into numerical representations suitable for machine learning models. These approaches enabled structured analysis of unstructured comments and improved interpretability.

Aspect-based sentiment analysis emerged as an advanced technique to associate opinions with specific attributes. In faculty evaluation contexts, aspect categories such as clarity of explanation, engagement level, subject expertise, assessment transparency and classroom interaction were analyzed individually. This method provided granular insight rather than generalized sentiment classification. Research findings indicated that aspect-level analysis significantly improves actionable feedback quality compared to overall sentiment scoring.

Topic modeling approaches, including Latent Dirichlet Allocation (LDA), were introduced to detect recurring themes within large textual datasets. These models helped identify dominant concerns or strengths expressed by students across courses and departments. Although topic modeling enhanced thematic understanding, integration with structured rating systems remained limited in many studies.

Recent advancements in deep learning introduced neural network-based models for text classification. Recurrent Neural Networks, Long Short-Term Memory networks, and transformer-based architectures improved contextual understanding and classification accuracy. These models demonstrated superior performance in large-scale sentiment datasets; however, their computational complexity and data requirements limited widespread adoption in institutional feedback systems. In addition to

sentiment classification, predictive analytics techniques have been explored to forecast faculty performance trends. Time-series analysis and trend modeling methods were used to analyze historical rating patterns across semesters. Predictive frameworks attempted to identify potential performance decline or improvement opportunities proactively. Nevertheless, integration of predictive modeling with qualitative sentiment insights remains underdeveloped.

Visualization and analytics dashboards represent another important advancement in feedback systems. Interactive dashboards allow faculty and administrators to interpret complex datasets through charts, heat maps and comparative graphs. Data visualization enhances interpretability and supports data-driven decision-making. Despite these improvements, many systems present only rating averages without integrating emotional or thematic insights derived from textual comments.

Confidentiality and bias reduction have also been central concerns in faculty evaluation research. Anonymous feedback collection methods were introduced to encourage honest responses. Role-based authentication and secure database management systems were implemented to protect sensitive data. However, manual evaluation stages still introduce potential subjectivity.

Although significant progress has been achieved in automated evaluation systems, several research gaps remain evident. Many existing platforms treat quantitative and qualitative feedback as independent components rather than integrating them into a unified analytical framework. Sentiment classification is often implemented without aspect mapping, limiting interpretive precision. Additionally, comparative departmental analytics and institutional-level benchmarking tools are not comprehensively incorporated.

The proposed AI-Enhanced Faculty Feedback System addresses these limitations by integrating structured ratings, aspect-based sentiment analysis, predictive modeling and visualization dashboards into a single advanced framework. By combining statistical evaluation with machine learning-driven textual analysis, the system aims to provide comprehensive, unbiased and actionable insights. This integrated approach enhances transparency, supports faculty self-improvement and strengthens institutional accountability mechanisms in modern higher education environments.

3. Objective

The primary objective of this research is to develop an advanced AI-driven faculty feedback system that enhances teaching evaluation accuracy and reliability. The system aims to integrate structured rating metrics with natural language processing-based sentiment analysis to extract meaningful insights from student feedback. It seeks to minimize manual bias, ensure confidentiality and provide actionable recommendations for faculty improvement. Additionally, the framework supports comparative analytics and predictive evaluation to promote continuous teaching enhancement and data-driven academic decision-making.

4. Proposed System

The proposed system is an intelligent web-based faculty feedback platform designed with integrated artificial intelligence capabilities. It collects both quantitative ratings and qualitative textual feedback from students through secure, anonymous interfaces. The textual data undergoes preprocessing, feature extraction and sentiment classification using machine learning algorithms. Aspect-based analysis identifies specific instructional attributes influencing student perception. The analytical outputs are merged with statistical rating measures to

generate comprehensive performance indicators. Visualization dashboards present trend analysis, comparative departmental insights and improvement recommendations. Role-based authentication ensures confidentiality and secure data handling. The advanced framework also incorporates predictive modeling to analyze historical trends and anticipate performance variations, enabling proactive faculty development and strategic institutional planning.

5. Architecture Diagram

The system architecture consists of interconnected modules including user interface, data processing engine, machine learning analytics layer, and visualization dashboard. Students submit structured ratings and textual comments through a secure web portal. The data is stored in a centralized database and forwarded to the preprocessing engine. Natural language processing techniques clean and transform textual inputs into structured features. Machine learning algorithms perform sentiment and aspect classification. The integrated analytics module combines quantitative and qualitative results to compute performance metrics. Finally, interactive dashboards display comprehensive evaluation reports for faculty members and administrators.

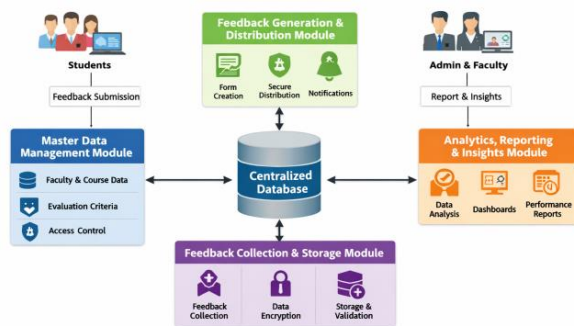


Fig.5.1: Architecture Diagram

6. Algorithm

The proposed system employs supervised machine learning algorithms for sentiment classification and performance analysis. Initially, textual feedback undergoes preprocessing steps including tokenization, stop-word removal and lemmatization. Feature extraction is performed using TF-IDF representation to convert text into numerical vectors. A trained classification model predicts sentiment polarity as positive, negative or neutral. Aspect-based mapping associates sentiments with specific teaching attributes. Statistical aggregation integrates sentiment results with numerical ratings to generate composite performance indicators. Trend analysis algorithms evaluate semester-wise variations to detect improvement patterns. Predictive modeling techniques further analyze historical datasets to estimate potential future performance shifts, enabling proactive intervention and continuous teaching quality enhancement.

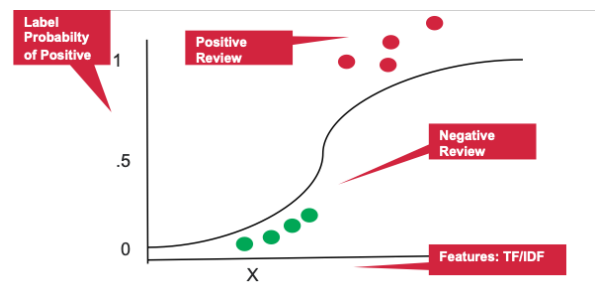


Fig-6.1: Sentiment Analysis

7. Implementation

7.1 Data Management Module

The Master Data Management Module maintains core institutional data required for evaluation processes. It manages faculty profiles, department details, course information, academic schedules and predefined evaluation parameters. Role-based access control ensures secure data modification and retrieval. Centralized data consistency enables accurate mapping between students, courses and

instructors. This structured foundation supports reliable feedback generation and ensures integrity across all analytical operations within the system.

7.2 Feedback Generation & Distribution Module

The Feedback Generation and Distribution Module dynamically creates evaluation forms based on predefined academic criteria and course mappings. It customizes questionnaires for different departments, semesters and subjects to ensure contextual relevance. Secure authentication mechanisms distribute feedback links exclusively to eligible students. Automated scheduling ensures feedback availability within designated timelines. Notification mechanisms remind students to participate, maximizing response rates while preserving anonymity and fairness throughout the evaluation lifecycle.

7.3 Feedback Collection & Storage Module

This module captures structured ratings and open-ended comments submitted by students through secure interfaces. Responses are encrypted and stored in a centralized database to maintain confidentiality and prevent unauthorized access. Data validation checks ensure completeness and accuracy before processing. The module guarantees anonymous submission, encouraging honest feedback while preserving data integrity for subsequent analytical operations.

7.4 Analytics, Reporting & insights Generation Module

The Analytics, Reporting, and Insights Module performs statistical computation and machine learning-driven sentiment analysis on collected feedback. It integrates quantitative ratings with qualitative text interpretation to generate comprehensive performance indicators. Aspect-based analysis highlights instructional strengths

and improvement areas. Interactive dashboards display trend graphs, comparative departmental metrics and sentiment distributions. Automated report generation supports administrative review and faculty development planning. Predictive analytics further identify emerging performance patterns for proactive academic intervention.

8. Experimental Results

The system was evaluated using pilot datasets collected from multiple courses. Sentiment classification demonstrated consistent accuracy in categorizing feedback into polarity classes. Aspect-level analysis identified key instructional strengths and improvement areas. Integration of qualitative and quantitative insights provided deeper interpretability compared to traditional rating-based systems. Dashboard analytics enabled comparative departmental evaluation and trend visualization. Results confirm that the proposed AI-enhanced framework improves transparency, reliability and actionable feedback generation.

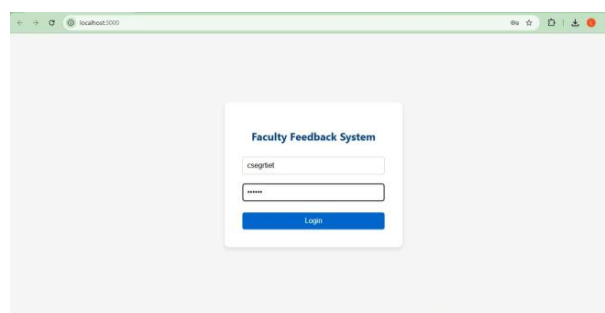


Fig.8.1. Admin Login Page

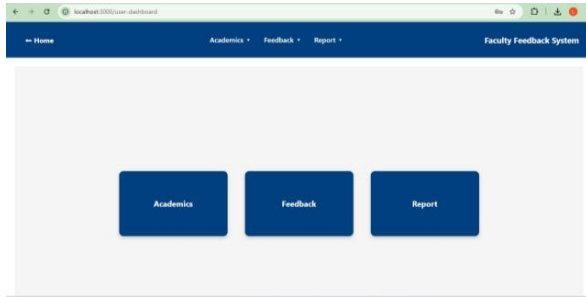


Fig.8.2.Admin Dashboard

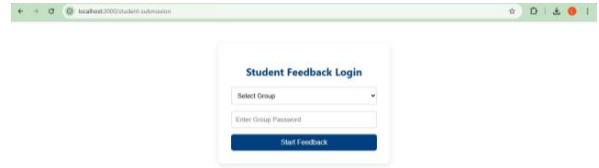


Fig.8.6. Student Feedback Access

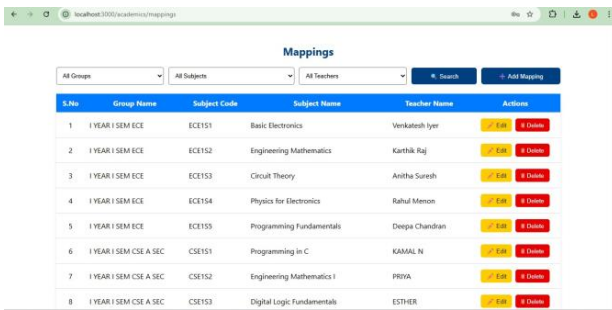


Fig.8.3. Academic Question Setup

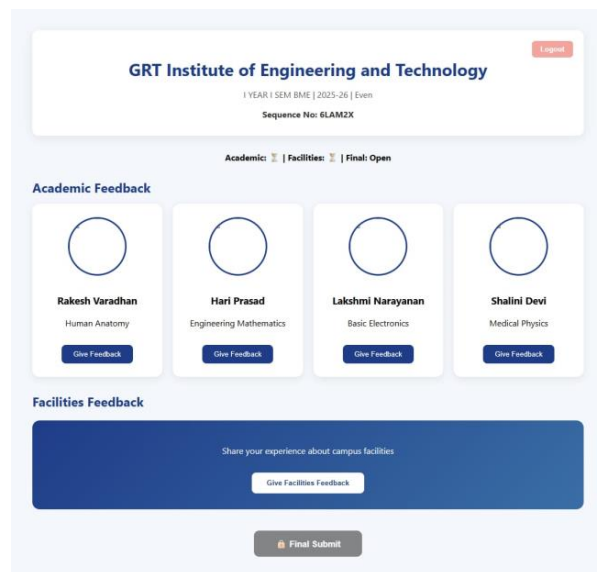


Fig.8.7. Faculty Selection Interface



Fig.8.4. Faculty Management Interface



Fig.8.8. Qualitative Feedback & Sentiment Analysis View

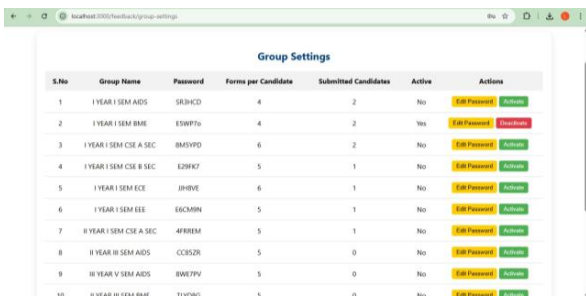


Fig.8.5. Academic Group & Subject Mapping

NAME	PHOTO	SUBJECTS HANDLED	OVERALL SCORE																																								
Mrs. PRIYA		022101 Programming in Python, 022102 Object Oriented Programming, 022103 Engineering Mathematics	118 / 150 78.7% GOOD																																								
<table border="1"> <thead> <tr> <th>Parameters / Questions</th> <th>Average</th> <th>Count</th> <th>Count</th> </tr> </thead> <tbody> <tr> <td>Study Environment</td> <td>GOOD (80%)</td> <td>VERY GOOD (80%)</td> <td>VERY GOOD (88.7%)</td> </tr> <tr> <td>Ability to control the class</td> <td>7 / 10</td> <td>4 / 5</td> <td>12 / 15</td> </tr> <tr> <td>Managing class</td> <td>8 / 10</td> <td>4 / 5</td> <td>14 / 15</td> </tr> <tr> <td>General Professional Attitude</td> <td>GOOD (80%)</td> <td>AVERAGE (60%)</td> <td>GOOD (75%)</td> </tr> <tr> <td>Flexibility</td> <td>7 / 10</td> <td>3 / 5</td> <td>10 / 15</td> </tr> <tr> <td>Teaching</td> <td>EXCELLENT (90%)</td> <td>POOR (40%)</td> <td>VERY GOOD (80%)</td> </tr> <tr> <td>Explanation</td> <td>10 / 10</td> <td>2 / 5</td> <td>12 / 15</td> </tr> <tr> <td>Overall Assessment</td> <td>VERY GOOD (80%)</td> <td>AVERAGE (60%)</td> <td>VERY GOOD (88.7%)</td> </tr> <tr> <td>Performance</td> <td>8 / 10</td> <td>3 / 5</td> <td>13 / 15</td> </tr> </tbody> </table>				Parameters / Questions	Average	Count	Count	Study Environment	GOOD (80%)	VERY GOOD (80%)	VERY GOOD (88.7%)	Ability to control the class	7 / 10	4 / 5	12 / 15	Managing class	8 / 10	4 / 5	14 / 15	General Professional Attitude	GOOD (80%)	AVERAGE (60%)	GOOD (75%)	Flexibility	7 / 10	3 / 5	10 / 15	Teaching	EXCELLENT (90%)	POOR (40%)	VERY GOOD (80%)	Explanation	10 / 10	2 / 5	12 / 15	Overall Assessment	VERY GOOD (80%)	AVERAGE (60%)	VERY GOOD (88.7%)	Performance	8 / 10	3 / 5	13 / 15
Parameters / Questions	Average	Count	Count																																								
Study Environment	GOOD (80%)	VERY GOOD (80%)	VERY GOOD (88.7%)																																								
Ability to control the class	7 / 10	4 / 5	12 / 15																																								
Managing class	8 / 10	4 / 5	14 / 15																																								
General Professional Attitude	GOOD (80%)	AVERAGE (60%)	GOOD (75%)																																								
Flexibility	7 / 10	3 / 5	10 / 15																																								
Teaching	EXCELLENT (90%)	POOR (40%)	VERY GOOD (80%)																																								
Explanation	10 / 10	2 / 5	12 / 15																																								
Overall Assessment	VERY GOOD (80%)	AVERAGE (60%)	VERY GOOD (88.7%)																																								
Performance	8 / 10	3 / 5	13 / 15																																								
Mrs. ESTHER		022102 Java/JSP Fundamentals, 022103 Computer Organization	78 / 100 78%																																								

Fig.8.9. Faculty Performance Score Card

GRT Institute of Engineering and Technology
Faculty Feedback Comments Report
 Term Semester: 2025-26
 DEPARTMENT: BME

R Rakesh Varadhan IME 101 - Human Anatomy	1 YEAR SEM BME	<ul style="list-style-type: none"> The teacher demonstrates strong subject knowledge and delivers lectures confidently. The teacher explains all the concepts clearly with real world examples.
H Hari Prasad IME 103 - Engineering Mathematics	1 YEAR SEM BME	<ul style="list-style-type: none"> The teacher supports student learning through helpful guidance and constructive feedback. The teacher understands student's mood and takes classes nicely and more interactive.
L Lakshmi Narayanan IME 104 - Basic Electronics	1 YEAR SEM BME	<ul style="list-style-type: none"> Classroom sessions are interactive, encouraging collaboration and critical thinking skills. The teacher is taking the class more interactive and more engaging with students.
S Shalini Devi IME 105 - Medical Physics	1 YEAR SEM BME	<ul style="list-style-type: none"> The teacher prepares well and uses time effectively during every lecture. The classes of the teacher are more interesting and more engaging and concepts are clearly explained.

Faculty Feedback Comments Report
 Department: BME
 30/08/2024, 10:28:31 PM

Fig.8.10. Final Consolidated Departmental Report

9. Conclusion & Future work

This research introduced an advanced AI-Enhanced Faculty Feedback System integrating machine learning, natural language processing and predictive analytics for comprehensive teaching evaluation. The system overcomes limitations of traditional rating-based frameworks by combining quantitative and qualitative analysis into a unified model. Experimental validation demonstrates improved interpretability, transparency, and decision-support capability. Future enhancements may include deep learning-based contextual analysis, multilingual feedback processing, large-scale

institutional deployment and real-time integration with learning management systems. Further research will focus on predictive performance modeling and adaptive recommendation mechanisms to strengthen continuous faculty development and institutional academic excellence.

Reference

- [1] D. D. Dsouza, Deepika, D. P. Nayak, E. J. Machado and N. D. Adesh, "Sentimental Analysis of Student Feedback using Machine Learning Techniques," International Journal of Recent Technology and Engineering, vol. 8, no. 1 Special Issue 4, pp.986-991, Jun.2019, doi:10.1109/IJ RTE.2019.
- [2] K. M. L. Santillan, "Streamlining Faculty Evaluations: A Web-Based System for Enhanced Efficiency and Data-Driven Insights," Journal of Innovative Technology Convergence, vol. 6, no. 2, pp. 41–48, Jun. 2024, doi:10.69478/JITC2024v6n002a04.
- [3] S. A. Patil, K. P. Adhiya and G. K. Patnaik, "Sentiment Analysis of Students' Feedback Using Lexicon Based Method and Hybrid Machine Learning Method," International Journal of Intelligent Systems and Applications in Engineering, vol. 12, no. 12s, pp. 137–145, 2024, doi:10./IJISAE2024v12n12s.
- [4] Sowmiya Baskar, "A Comprehensive Review on Techniques in Sentiment Analysis for Improving Teaching and Learning through Students' Feedback," Next Generation Computing Systems and Technologies, vol. 1, no. 1, pp. 11–17,

- Oct.2025,doi:10.62762/NGCST.2025.927566.
- [5] Smitha B. Anjan Prasad and R. P. Kumar Nakka, "Supervised Sentiment Analysis of Indirect Qualitative Student Feedback for Unbiased Opinion Mining," *Engineering Proceedings*, vol. 59, no. 1, p. 15, Dec.2023,doi:10.3390/engproc202305901.
- [6] J. Heer, M. Bostock and V. Ogievetsky, "A Tour through the Visualization Zoo," *Communications of the ACM*, vol. 53, no. 6, pp. 59–67, Jun.2010,doi:10.1145/1743546.1743567.
- [7] E. Cambria and B. White, "Jumping NLP Curves: A Review of Natural Language Processing Research," *IEEE Computational Intelligence Magazine*, vol. 9, no. 2, pp. 48–57, May2014,doi:10.1109/MCI.2014.2307227.
- [8] A. Onan, "Aspect-Based Sentiment Analysis Using Machine Learning and Deep Learning Approaches," *IEEE Access*, vol. 8, pp. 150728–150744, Aug.2020,doi:10.1109/ACCESS.2020.3016533.
- [9] S. M. Mohammad, "Sentiment Analysis: Automatically Extracting Opinions from Text," *ACM Computing Surveys*, vol. 52, no. 4, pp. 1.36, Aug.2020,doi:10.1145/3383445.
- [10] M. Liu, Y. Liu and Q. Wang, "Sentiment Analysis of Student Feedback Using Machine Learning Techniques," *International Journal of Educational Technology in Higher Education*, vol. 16, no. 1, pp. 1–18, Mar. 2019, doi:10.1186/s41239-019-0149-2.
- [11] R. S. Baker and P. S. Inventado, "Educational Data Mining and Learning Analytics," in *Learning Analytics*, New York, NY, USA: Springer, pp. 61–75, 2014, doi:10.1007/978-1-4614-3305-7_4.
- [12] C. D. Manning, P. Raghavan and H. Schütze, "Introduction to Information Retrieval," Cambridge University Press, Cambridge, 2008, doi:10.1017/CBO9780511809071.
- [13] M. Chen, S. Mao and Y. Liu, "Big Data: A Survey," *Mobile Networks and Applications*, vol. 19, no. 2, pp. 171.209, Apr.2014,doi:10.1007/s11036-013-0489-0.
- [14] A. Anderberg and A. E. Jones, "Automated Analysis of Course Evaluations Using Text Mining," *Journal of Educational Data Mining*, vol. 11, no. 2, pp. 1–23, Jun. 2019, doi:10.5281/zenodo.3554654.
- [15] S. Aggarwal and C. Zhai, "Mining Text Data," Springer, New York, 2012, doi:10.1007/978-1-4614-3223-4.
- [16] K. Ravi and V. Ravi, "A Survey on Opinion Mining and Sentiment Analysis: Tasks, Approaches and Applications," *Knowledge-Based Systems*, vol. 89, pp. 14–46, Nov. 2015,doi:10.1016/j.knosys.2015.06.01
- [17] B. Liu, "Sentiment Analysis and Subjectivity," in *Handbook of Natural Language Processing*, 2nd ed., Boca Raton, FL, USA: CRC Press, pp. 627–666,2010,doi:10.1201/9781420085938-c29.